

Quarry Tile Product Range Summary

Our products are available in a wide range of styles and colours, as summarised in the following tables (a 123kB Acrobat version of this [Quarry Tile Product Range Summary](#) is also available for download).

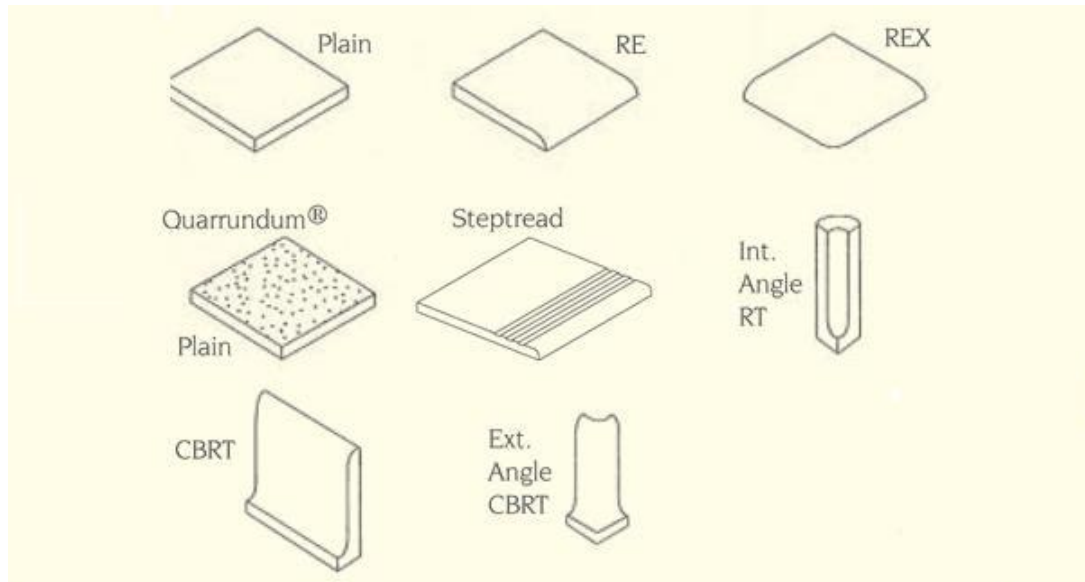
Other pages describe in more detail the [quarry tiles](#), [paving tiles](#), [clay pavers](#) and [tactile & anti-slip](#) products.

Colours: H= Heatherbrown, RR = Ruabon Red, RF = Ruabon Flame*, HF = Hafod Black, SG = Summer Gold, RB = Ruabon Black, I = Ironspot (see [Quarry Tile Shade Range](#) to view tile colours)

Availability: S = Available from **Stock**, O = Made to **Order**, - = Not available

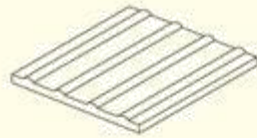
Quarry Tile 150 Range Summary

		H= Heatherbrown RR = Ruabon Red RF = Ruabon Flame HF = Hafod Black SG = Summer Gold RB = Ruabon Black I = Ironspot							
		Colour:	H	RR	RF	HF	SG	RB	I
150 RANGE									
Standard	150 x 150 x 12.5 Plain, RE, REX	S	S	S	S	S	S	S	O
Anti Slip	150 x 150 x 12.5 Quarrundum Plain, RE, REX	S	S	-	S	-	S	-	-
	150 x 150 x 12.5 3 Rib Steptread	S	S	-	S	S	-	-	-
	150 x 150 x 12.5 Studded Plain, RE, REX	S	S	-	S	-	-	-	-
Cove Skirting	150 x 150 x 12.5 CBRT	S	S	S	S	S	S	S	O
	150 x 150 x 12.5 RE	S	S	S	S	S	S	S	O
	150 Internal Angles For CBRT	S	S	S	S	S	S	S	O
	150 External Angles For CBRT	S	S	S	S	S	S	S	O
Borders & Insets	165 x 330 x 15 Meshed Border (Box of 6)	S	S	-	-	S	-	-	-
	165 x 330 x 15 Meshed Corner (Box of 4)	S	S	-	-	S	-	-	-
	300 x 330 x 15 Meshed Inset Panel	S	S	-	-	S	-	-	-
Meshed Strip Borders & Corners	150 x 300 x 12.5 Meshed Strip Border (Box of 6)	-	S	-	-	S	S	-	-
	150 x 300 x 12.5 Meshed Strip Corner (Box of 4)	-	S	-	-	S	S	-	-
		S = Available from Stock O = Made to Order							



Quarry Tile 194 Range Summary

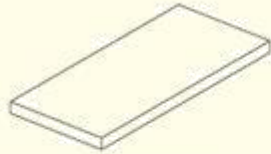
		H= Heatherbrown RR = Ruabon Red RF = Ruabon Flame HF = Hafod Black SG = Summer Gold RB = Ruabon Black I = Ironspot						
		Colour:						
		H	RR	RF	HF	SG	RB	I
194 Range								
Standard	194 x 194 x 12.5 Plain, RE, REX	S	S	O	S	O	O	O
	194 x 94 x 12.5 Plain, REL, RES, REX	S	S	O	S	O	O	O
H'vy Duty	194 x 194 x 25 Plain, RE, REX	S	S	-	S	-	-	-
Anti Slip	194 x 194 x 12.5 Quarrundum Plain, RE, REX	S	S	-	S	-	-	-
	194 x 194 x 25 Quarrundum Plain, RE, REX	S	S	-	S	-	-	-
	194 x 150 3 Rib Steptread	S	S	-	S	S	-	-
Cove Skirting	194 x 150 x 12.5 CBRT	S	S	O	S	O	O	O
	194 x 194 x 12.5 RE	S	S	O	S	O	O	O
	150 Internal Angles for CBRT	S	S	O	S	O	O	O
	150 External Angles for CBRT	S	S	O	S	O	O	O
Tactile	194 x 194 x 12.5 Corduroy Surface	S	S	-	S	S	-	-
	194 x 194 x 12.5 Blister Surface	S	S	-	S	S	-	-
Borders & Insets	194 x 400 x 12.5 Meshed Border (Box of 6)	S	S	-	-	-	-	-
	194 x 194 x 12.5 Meshed Corner (Box of 4)	S	S	-	-	-	-	-
	400 x 400 x 12.5 Meshed Inset Panel	S	S	-	-	-	-	-
		S = Available from Stock O = Made to Order						



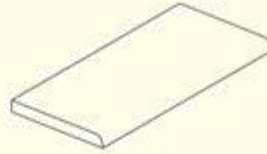
Tactile Corduroy



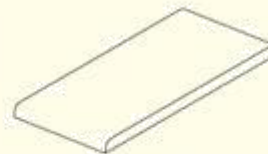
Blister Surface



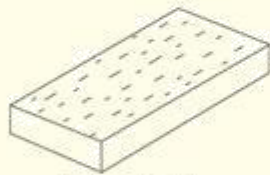
194x94x12.5
Plain



194x94
REL



194x94
RES



194x94x20
Paving Tile



Meshed Inset Panel



Meshed Border



Meshed Corner

Summary of other Quarry Tiles

		H= Heatherbrown RR = Ruabon Red RF = Ruabon Flame HF = Hafod Black SG = Summer Gold RB = Ruabon Black I = Ironspot							
		Colour:	H	RR	RF	HF	SG	RB	I
300 Range									
	306 x 306 x 12.5 Plain	-	S	-	-	-	-	-	-
	306 x 150 x 12.5	-	S	-	-	-	-	-	-
Paving Tile									
	194 x 94 x 20 Drag Face	S	S	-	O	-	-	-	-
	94 x 94 x 20 Drag Face	S	S	-	O	-	-	-	-
	194 x 194 x 20 Drag Face	S	S	-	O	-	-	-	-
Polygon									
	Brecon 194 x 194 x 12.5 (72mm Inset)	-	S	-	-	-	-	-	-
	Conway 150 x 150 x 12.5 (72mm Inset)	-	S	-	-	-	-	-	-

Channels & Fittings							
150 x 150 x 38 Channel	O	O	-	O	O	-	-
150 x 150 x 38 Channel Outlet	O	O	-	O	O	-	-
150 x 150 x 38 Channel Stop End	O	O	-	O	O	-	-
Interior & Exterior Sills							
203 x 150 x 22 Internal Sill	S	S	-	O	-	-	-
150 x 173 x 58 External Sill	S	S	-	O	-	-	-
Decorative Floor Components							
Strip 150 x 25 x 12.5	O	S	-	S	O	-	-
Triangle 125 x 64 x 12.5	S	S	-	S	O	-	-
Inset 94 x 94 x 12.5	S	S	-	S	O	-	-
Inset 72 x 72 x 12.5	-	S	-	S	-	-	-
Inset 50 x 50 x 12.5	-	S	-	S	-	-	-
		S = Available from Stock O = Made to Order					

